


































# 29 200m Butterfly Women Heat

Official

Total





































Rank	Competitor	Age	Club	RT	PTS	Result	
1	 Esme Paterson	23	 Neptune Swim Club	0.73		<b>2:15.08</b> Entry: 2:12.58 <b>+2.50</b>	Q
	25m: 13.97 50m: 30.68 (16.71) 75m: 47.75 (17.07) 100m: 1:04.94 (17.19) 125m: 1:22.41 (17.47) 150m: 1:39.81 (17.40) 175m: 1:57.47 (17.66) 200m: 2:15.08 (17.61)						
2	 Caitlin Deans	25	 Neptune Swim Club	0.80		<b>2:15.83</b> Entry: 2:15.70 <b>+0.13</b>	Q
	25m: 13.96 50m: 30.59 (16.63) 75m: 47.64 (17.05) 100m: 1:04.96 (17.32) 125m: 1:22.24 (17.28) 150m: 1:39.92 (17.68) 175m: 1:57.78 (17.86) 200m: 2:15.83 (18.05)						
3	 Chloe Peters	17	 Hamilton Aquatics	0.69		<b>2:16.80</b> Entry: 2:15.34 <b>+1.46</b>	Q
	25m: 13.62 50m: 30.27 (16.65) 75m: 46.98 (16.71) 100m: 1:04.56 (17.58) 125m: 1:22.51 (17.95) 150m: 1:39.87 (17.36) 175m: 1:58.21 (18.34) 200m: 2:16.80 (18.59)						
4	 Xanthe Miller	18	 United Swimming Club	0.75		<b>2:16.94</b> Entry: 2:15.90 <b>+1.04</b>	Q
	25m: 13.82 50m: 30.17 (16.35) 75m: 47.32 (17.15) 100m: 1:05.05 (17.73) 125m: 1:22.93 (17.88) 150m: 1:40.76 (17.83) 175m: 1:59.05 (18.29) 200m: 2:16.94 (17.89)						
5	 Evie Skidmore	18	 Trojans Swim Club	0.81		<b>2:18.05</b> Entry: 2:17.62 <b>+0.43</b>	Q
	25m: 14.49 50m: 31.36 (16.87) 75m: 48.25 (16.89) 100m: 1:05.89 (17.64) 125m: 1:23.42 (17.53) 150m: 1:41.52 (18.10) 175m: 1:59.25 (17.73) 200m: 2:18.05 (18.80)						
6	 Deotille Videau (V)	16	 Tahiti	0.80		<b>2:18.63</b> Entry: 2:20.07 <b>-1.44</b>	Q
	25m: 14.16 50m: 31.44 (17.28) 75m: 48.76 (17.32) 100m: 1:06.62 (17.86) 125m: 1:23.96 (17.34) 150m: 1:42.01 (18.05) 175m: 2:00.29 (18.28) 200m: 2:18.63 (18.34)						
7	 Emilia Finer	20	 Neptune Swim Club	0.77		<b>2:20.82</b> Entry: 2:20.27 <b>+0.55</b>	Q
	25m: 14.61 50m: 31.93 (17.32) 75m: 49.59 (17.66) 100m: 1:07.66 (18.07) 125m: 1:25.92 (18.26) 150m: 1:44.04 (18.12) 175m: 2:02.41 (18.37) 200m: 2:20.82 (18.41)						
8	 Olivia Bates	17	 North Shore Swimming Club	0.78		<b>2:21.00</b> Entry: 2:21.29 <b>-0.29</b>	Q
	25m: 14.19 50m: 31.39 (17.20) 75m: 48.70 (17.31) 100m: 1:07.01 (18.31) 125m: 1:25.36 (18.35) 150m: 1:44.85 (19.49) 175m: 2:03.22 (18.37) 200m: 2:21.00 (17.78)						
9	 Alanna Rawson	15	 St Peter's Swimming Club	0.75		<b>2:21.01</b> Entry: 2:18.59 <b>+2.42</b>	Q
	25m: 14.22 50m: 31.69 (17.47) 75m: 49.60 (17.91) 100m: 1:07.34 (17.74) 125m: 1:25.98 (18.64) 150m: 1:44.26 (18.28) 175m: 2:02.57 (18.31) 200m: 2:21.01 (18.44)						
10	 Leah Yang	16	 Howick Pakuranga	0.79		<b>2:21.24</b> Entry: 2:18.94 <b>+2.30</b>	Q
	25m: 14.68 50m: 31.51 (16.83) 75m: 48.84 (17.33) 100m: 1:06.52 (17.68) 125m: 1:24.60 (18.08) 150m: 1:42.82 (18.22) 175m: 2:03.12 (20.30) 200m: 2:21.24 (18.12)						
11	 Freya Hingston	18	 United Swimming Club	0.75		<b>2:22.32</b> Entry: 2:16.94 <b>+5.38</b>	Q
	25m: 13.87 50m: 30.05 (16.18) 75m: 47.46 (17.41) 100m: 1:04.94 (17.48) 125m: 1:22.96 (18.02) 150m: 1:41.79 (18.83) 175m: 2:01.27 (19.48) 200m: 2:22.32 (21.05)						
12	 Georgina McCarthy	23	 Hamilton Aquatics	0.79		<b>2:22.47</b> Entry: 2:20.13 <b>+2.34</b>	Q
	25m: 14.14 50m: 31.44 (17.30) 75m: 49.21 (17.77) 100m: 1:07.24 (18.03) 125m: 1:25.68 (18.44) 150m: 1:44.56 (18.88) 175m: 2:03.54 (18.98) 200m: 2:22.47 (18.93)						
13	 Maia Adams	21	 Pirates Swim Team	0.73		<b>2:22.61</b> Entry: 2:22.20 <b>+0.41</b>	Q
	25m: 14.42 50m: 31.95 (17.53) 75m: 49.58 (17.63) 100m: 1:08.04 (18.46) 125m: 1:26.43 (18.39) 150m: 1:45.38 (18.95) 175m: 2:04.11 (18.73) 200m: 2:22.61 (18.50)						
14	 Paige Conley	16	 Whanganui Swimming Club	0.76		<b>2:24.90</b> Entry: 2:25.77 <b>-0.87</b>	Q
	25m: 14.88 50m: 32.95 (18.07) 75m: 51.35 (18.40) 100m: 1:09.98 (18.63) 125m: 1:28.22 (18.24) 150m: 1:47.30 (19.08) 175m: 2:06.03 (18.73) 200m: 2:24.90 (18.87)						
15	 Kaylen Tweedie (V)	17	 Nepean Swim Club NSW	0.67		<b>2:25.05</b> Entry: 2:28.09 <b>-3.04</b>	Q
	25m: 14.32 50m: 31.56 (17.24) 75m: 49.13 (17.57) 100m: 1:07.49 (18.36) 125m: 1:26.24 (18.75) 150m: 1:45.54 (19.30) 175m: 2:05.20 (19.66) 200m: 2:25.05 (19.85)						
16	 Alyssa Bai	14	 Porirua City Aquatics	0.73		<b>2:25.34</b> Entry: 2:22.70 <b>+2.64</b>	Q
	25m: 14.49 50m: 31.55 (17.06) 75m: 49.42 (17.87) 100m: 1:07.84 (18.42) 125m: 1:26.90 (19.06) 150m: 1:46.01 (19.11) 175m: 2:05.56 (19.55) 200m: 2:25.34 (19.78)						
17	 Phoebe Nettle	15		0.70		<b>2:25.69</b> <b>+1.44</b>	Q















## Trojans Swim Club

25m: 14.87 50m: 32.35 (17.48) 75m: 50.80 (18.45) 100m: 1:09.68 (18.88) 125m: 1:28.30 (18.62) 150m: 1:47.46 (19.16)  
175m: 2:06.53 (19.07) 200m: 2:25.69 (19.16)

18	Jaimee Fisher	28	Enterprise Swim Team	0.79	2:26.82 Entry: 2:26.06 +0.76	Q
	25m: 15.21 50m: 32.65 (17.44) 75m: 50.78 (18.13) 100m: 1:09.54 (18.76) 125m: 1:28.40 (18.86) 150m: 1:47.71 (19.31) 175m: 2:07.26 (19.55) 200m: 2:26.82 (19.56)					
19	Chloe McCormack (V)	15	Off The Blocks Swim Team AUS	0.78	2:27.43 Entry: 2:23.30 +4.13	Q
	25m: 14.76 50m: 31.82 (17.06) 75m: 49.91 (18.09) 100m: 1:08.57 (18.66) 125m: 1:27.62 (19.05) 150m: 1:47.34 (19.72) 175m: 2:07.42 (20.08) 200m: 2:27.43 (20.01)					
20	Mia Laban (V)	17	Howick Pakuranga	0.74	2:27.67 Entry: 2:24.80 +2.87	Q
	25m: 14.01 50m: 30.80 (16.79) 75m: 48.37 (17.57) 100m: 1:06.86 (18.49) 125m: 1:26.22 (19.36) 150m: 1:46.38 (20.16) 175m: 2:06.97 (20.59) 200m: 2:27.67 (20.70)					
21	Lotta Foerster	16	Greendale Swim Club	0.74	2:27.88 Entry: 2:25.91 +1.97	Q
	25m: 14.88 50m: 32.19 (17.31) 75m: 51.12 (18.93) 100m: 1:10.72 (19.60) 125m: 1:30.30 (19.58) 150m: 1:50.44 (20.14) 175m: 2:09.94 (19.50) 200m: 2:27.88 (17.94)					
22	Alicia Story	16	Mt Eden Swimming	0.82	2:28.01 Entry: 2:25.41 +2.60	Q
	25m: 14.62 50m: 32.01 (17.39) 75m: 49.98 (17.97) 100m: 1:08.91 (18.93) 125m: 1:27.94 (19.03) 150m: 1:47.68 (19.74) 175m: 2:07.75 (20.07) 200m: 2:28.01 (20.26)					
23	Eliana Brown	17	Howick Pakuranga	0.73	2:29.30 Entry: 2:29.77 -0.47	Q
	25m: 14.39 50m: 31.83 (17.44) 75m: 50.01 (18.18) 100m: 1:08.64 (18.63) 125m: 1:28.00 (19.36) 150m: 1:48.04 (20.04) 175m: 2:08.37 (20.33) 200m: 2:29.30 (20.93)					
24	Sadie Percy	15	Pirates Swim Team	0.89	2:29.66 Entry: 2:34.38 -4.72	Q
	25m: 15.15 50m: 32.60 (17.45) 75m: 51.40 (18.80) 100m: 1:10.82 (19.42) 125m: 1:30.74 (19.92) 150m: 1:50.19 (19.45) 175m: 2:10.09 (19.90) 200m: 2:29.66 (19.57)					
25	Eliza Williams	16	North Shore Swimming Club	0.78	2:29.91 Entry: 2:28.62 +1.29	Q
	25m: 15.31 50m: 33.60 (18.29) 75m: 52.67 (19.07) 100m: 1:12.57 (19.90) 125m: 1:31.46 (18.89) 150m: 1:51.35 (19.89) 175m: 2:11.02 (19.67) 200m: 2:29.91 (18.89)					
26	Isla Marsh	21	North Shore Swimming Club	0.76	2:30.20 Entry: 2:25.82 +4.38	Q
	25m: 14.86 50m: 32.94 (18.08) 75m: 51.71 (18.77) 100m: 1:11.34 (19.63) 125m: 1:30.13 (18.79) 150m: 1:49.86 (19.73) 175m: 2:10.08 (20.22) 200m: 2:30.20 (20.12)					
27	Marina Nadilo	16	Nga Tai Tuatea a Taraika Swimm	0.75	2:30.49 Entry: 2:26.14 +4.35	Q
	25m: 13.99 50m: 31.77 (17.78) 75m: 49.85 (18.08) 100m: 1:08.90 (19.05) 125m: 1:28.27 (19.37) 150m: 1:48.30 (20.03) 175m: 2:09.06 (20.76) 200m: 2:30.49 (21.43)					
28	Indie Herbert	13	Parnell Swimming	0.80	2:30.57 Entry: 2:30.31 +0.26	Q
	25m: 14.99 50m: 32.66 (17.67) 75m: 51.50 (18.84) 100m: 1:10.85 (19.35) 125m: 1:30.86 (20.01) 150m: 1:50.84 (19.98) 175m: 2:10.95 (20.11) 200m: 2:30.57 (19.62)					
29	Amelia-Rose Searle	14	North Shore Swimming Club	0.91	2:31.02 Entry: 2:27.23 +3.79	Q
	25m: 16.03 50m: 33.29 (17.26) 75m: 52.69 (19.40) 100m: 1:10.90 (18.21) 125m: 1:30.43 (19.53) 150m: 1:50.93 (20.50) 175m: 2:12.30 (21.37) 200m: 2:31.02 (18.72)					
30	Mackenzie Jury	14	Liz van Welie Aquatics	0.78	2:31.74 Entry: 2:32.10 -0.36	Q
	25m: 15.30 50m: 33.89 (18.59) 75m: 53.00 (19.11) 100m: 1:13.06 (20.06) 125m: 1:33.00 (19.94) 150m: 1:53.29 (20.29) 175m: 2:12.49 (19.20) 200m: 2:31.74 (19.25)					
31	Lara Migounoff	14	Pukekohe Swimming Club	0.66	2:32.09 Entry: 2:31.81 +0.28	R1
	25m: 14.88 50m: 32.73 (17.85) 75m: 51.37 (18.64) 100m: 1:10.51 (19.14) 125m: 1:30.18 (19.67) 150m: 1:50.65 (20.47) 175m: 2:11.81 (21.16) 200m: 2:32.09 (20.28)					
32	Shyla Kennard	16	Aquablazd NP	0.79	2:32.45 Entry: 2:30.25 +2.20	R2
	25m: 15.09 50m: 33.10 (18.01) 75m: 52.27 (19.17) 100m: 1:11.88 (19.61) 125m: 1:31.99 (20.11) 150m: 1:52.10 (20.11) 175m: 2:12.62 (20.52) 200m: 2:32.45 (19.83)					
33	Renee Dresner	15	Evolution Aquatics Tauranga	0.81	2:33.23 Entry: 2:32.90 +0.33	
	25m: 14.75 50m: 32.26 (17.51) 75m: 50.67 (18.41) 100m: 1:10.10 (19.43) 125m: 1:29.66 (19.56) 150m: 1:50.51 (20.85) 175m: 2:11.41 (20.90) 200m: 2:33.23 (21.82)					
34	Evelyn Loh	13	Howick Pakuranga	0.71	2:33.52 Entry: 2:44.66 -11.14	
	25m: 14.76 50m: 33.10 (18.34) 75m: 52.25 (19.15) 100m: 1:11.64 (19.39) 125m: 1:31.84 (20.20) 150m: 1:52.05 (20.21) 175m: 2:13.12 (21.07) 200m: 2:33.52 (20.40)					

35	 Sienna Webby	13	 United Swimming Club	0.70	2:33.96 Entry: 2:30.33	+3.63
	25m: 15.21 50m: 33.35 (18.14) 75m: 52.14 (18.79) 100m: 1:12.27 (20.13) 125m: 1:32.34 (20.07) 150m: 1:53.33 (20.99) 175m: 2:13.11 (19.78) 200m: 2:33.96 (20.85)					
36	 Olivia Johnson	15	 Murihiku Swimming Club	0.78	2:35.58 Entry: 2:34.89	+0.69
	25m: 15.61 50m: 34.74 (19.13) 75m: 54.39 (19.65) 100m: 1:14.33 (19.94) 125m: 1:34.29 (19.96) 150m: 1:54.62 (20.33) 175m: 2:15.00 (20.38) 200m: 2:35.58 (20.58)					
37	 Dannielle Rule	19	 Porirua City Aquatics	0.76	2:36.10 Entry: 2:39.37	-3.27
	25m: 15.81 50m: 33.35 (17.54) 75m: 52.62 (19.27) 100m: 1:12.59 (19.97) 125m: 1:33.19 (20.60) 150m: 1:53.32 (20.13) 175m: 2:14.56 (21.24) 200m: 2:36.10 (21.54)					
38	 Ava Winn	15	 Roskill Swimming Club	0.69	2:36.77 Entry: 2:39.39	-2.62
	25m: 14.44 50m: 33.00 (18.56) 75m: 52.55 (19.55) 100m: 1:12.52 (19.97) 125m: 1:32.74 (20.22) 150m: 1:53.61 (20.87) 175m: 2:15.23 (21.62) 200m: 2:36.77 (21.54)					
39	 Emma Winn	17	 Roskill Swimming Club	0.74	2:37.22 Entry: 2:38.86	-1.64
	25m: 14.62 50m: 33.20 (18.58) 75m: 52.63 (19.43) 100m: 1:12.92 (20.29) 125m: 1:33.64 (20.72) 150m: 1:55.04 (21.40) 175m: 2:16.54 (21.50) 200m: 2:37.22 (20.68)					
40	 Navya Sood	15	 Club 37	0.79	2:37.37 Entry: 2:37.65	-0.28
	25m: 15.46 50m: 34.06 (18.60) 75m: 53.43 (19.37) 100m: 1:13.58 (20.15) 125m: 1:33.36 (19.78) 150m: 1:54.22 (20.86) 175m: 2:15.55 (21.33) 200m: 2:37.37 (21.82)					
41	 Addison Welch	16	 St Paul's Swimming Club	0.75	2:37.57 Entry: 2:37.48	+0.09
	25m: 14.90 50m: 33.40 (18.50) 75m: 52.46 (19.06) 100m: 1:12.25 (19.79) 125m: 1:32.38 (20.13) 150m: 1:53.82 (21.44) 175m: 2:15.31 (21.49) 200m: 2:37.57 (22.26)					
42	 Jenna Borea	13	 Jasi Swim Club	0.77	2:37.58 Entry: 2:43.61	-6.03
	25m: 15.85 50m: 34.75 (18.90) 75m: 54.52 (19.77) 100m: 1:15.49 (20.97) 125m: 1:35.95 (20.46) 150m: 1:56.72 (20.77) 175m: 2:16.91 (20.19) 200m: 2:37.58 (20.67)					
43	 Emma Fletcher	17	 St Paul's Swimming Club	0.76	2:38.05 Entry: 2:34.48	+3.57
	25m: 15.21 50m: 33.49 (18.28) 75m: 52.75 (19.26) 100m: 1:12.89 (20.14) 125m: 1:33.40 (20.51) 150m: 1:54.08 (20.68) 175m: 2:15.68 (21.60) 200m: 2:38.05 (22.37)					
44	 Madison Marlow	16	 Hamilton Aquatics	0.81	2:38.67 Entry: 2:26.57	+12.10
	25m: 15.59 50m: 33.66 (18.07) 75m: 53.67 (20.01) 100m: 1:13.82 (20.15) 125m: 1:34.27 (20.45) 150m: 1:55.54 (21.27) 175m: 2:17.05 (21.51) 200m: 2:38.67 (21.62)					
45	 Jessica Lovell	18	 Blenheim Swimming Club	0.82	2:39.08 Entry: 2:31.92	+7.16
	25m: 14.81 50m: 32.97 (18.16) 75m: 52.04 (19.07) 100m: 1:12.11 (20.07) 125m: 1:32.66 (20.55) 150m: 1:53.97 (21.31) 175m: 2:16.40 (22.43) 200m: 2:39.08 (22.68)					
46	 Poppy Van Geneijgen	15	 Hamilton Aquatics	0.82	2:39.40 Entry: 2:32.51	+6.89
	25m: 15.26 50m: 33.58 (18.32) 75m: 52.72 (19.14) 100m: 1:13.18 (20.46) 125m: 1:33.37 (20.19) 150m: 1:54.66 (21.29) 175m: 2:16.74 (22.08) 200m: 2:39.40 (22.66)					
47	 Rio Sasamoto	17	 Enterprise Swim Team	0.75	2:39.65 Entry: 2:25.60	+14.05
	25m: 15.83 50m: 34.19 (18.36) 75m: 53.79 (19.60) 100m: 1:14.15 (20.36) 125m: 1:34.83 (20.68) 150m: 1:56.20 (21.37) 175m: 2:17.71 (21.51) 200m: 2:39.65 (21.94)					
48	 Sophia Neems	15	 Howick Pakuranga	0.84	2:40.50 Entry: 2:33.08	+7.42
	25m: 15.24 50m: 34.28 (19.04) 75m: 53.92 (19.64) 100m: 1:14.77 (20.85) 125m: 1:35.96 (21.19) 150m: 1:57.03 (21.07) 175m: 2:18.43 (21.40) 200m: 2:40.50 (22.07)					
49	 Kelicia Purcell	13	 Wharenui Swim Club	0.72	2:41.06 Entry: 2:34.35	+6.71
	25m: 15.40 50m: 33.78 (18.38) 75m: 53.66 (19.88) 100m: 1:14.08 (20.42) 125m: 1:35.14 (21.06) 150m: 1:56.41 (21.27) 175m: 2:19.16 (22.75) 200m: 2:41.06 (21.90)					
50	 Sarina Tang	14	 St Peter's Swimming Club	0.76	2:41.98 Entry: 2:37.13	+4.85
	25m: 15.03 50m: 33.36 (18.33) 75m: 53.23 (19.87) 100m: 1:13.98 (20.75) 125m: 1:35.17 (21.19) 150m: 1:56.85 (21.68) 175m: 2:19.34 (22.49) 200m: 2:41.98 (22.64)					
51	 Ryleigh Dorricott	13	 Whanganui Swimming Club	0.79	2:43.83 Entry: 2:41.90	+1.93
	25m: 15.82 50m: 35.35 (19.53) 75m: 56.21 (20.86) 100m: 1:17.64 (21.43) 125m: 1:38.75 (21.11) 150m: 2:00.35 (21.60) 175m: 2:22.39 (22.04) 200m: 2:43.83 (21.44)					
52	 Charlotte Ren	13	 Triton Swim Club	0.72	2:43.89 Entry: 2:45.76	-1.87
	25m: 15.87 50m: 35.79 (19.92) 75m: 55.74 (19.95) 100m: 1:17.09 (21.35) 125m: 1:38.32 (21.23) 150m: 1:59.80 (21.48) 175m: 2:21.79 (21.99) 200m: 2:43.89 (22.10)					

53	 Harriett Daly	14	 Tasman Swim Club	0.74	2:44.60 Entry: 2:42.17	+2.43
	25m: 15.64 50m: 34.80 (19.16) 75m: 54.97 (20.17) 100m: 1:16.29 (21.32) 125m: 1:37.55 (21.26) 150m: 2:00.27 (22.72) 175m: 2:23.09 (22.82) 200m: 2:44.60 (21.51)					
54	 Eva Elers	13	 Trojans Swim Club	0.67	2:44.70 Entry: 2:48.82	-4.12
	25m: 15.69 50m: 34.70 (19.01) 75m: 54.73 (20.03) 100m: 1:16.58 (21.85) 125m: 1:38.50 (21.92) 150m: 2:01.07 (22.57) 175m: 2:23.34 (22.27) 200m: 2:44.70 (21.36)					
55	 Chloe Gladwin	S19 18	 Whakatane Swimming Club	0.97	803 2:45.68 Entry: 2:51.43	-5.75
	25m: 16.57 50m: 36.27 (19.70) 75m: 56.82 (20.55) 100m: 1:17.75 (20.93) 125m: 1:39.04 (21.29) 150m: 2:00.88 (21.84) 175m: 2:23.45 (22.57) 200m: 2:45.68 (22.23)					
56	 Youyou Tang	13	 Triton Swim Club	0.62	2:46.13 Entry: 2:49.25	-3.12
	25m: 15.27 50m: 34.40 (19.13) 75m: 55.12 (20.72) 100m: 1:16.91 (21.79) 125m: 1:38.80 (21.89) 150m: 2:01.35 (22.55) 175m: 2:23.87 (22.52) 200m: 2:46.13 (22.26)					
57	 Ariana Neems	13	 Howick Pakuranga	0.84	2:46.40 Entry: 2:42.27	+4.13
	25m: 16.66 50m: 36.78 (20.12) 75m: 57.66 (20.88) 100m: 1:19.86 (22.20) 125m: 1:40.86 (21.00) 150m: 2:04.28 (23.42) 175m: 2:24.73 (20.45) 200m: 2:46.40 (21.67)					
58	 Amber Fawcner	13	 Coast Swimming Club	0.77	2:53.32 Entry: 2:47.91	+5.41
	25m: 16.62 50m: 36.73 (20.11) 75m: 57.51 (20.78) 100m: 1:19.79 (22.28) 125m: 1:42.66 (22.87) 150m: 2:06.32 (23.66) 175m: 2:29.66 (23.34) 200m: 2:53.32 (23.66)					